



# Student Testing Interface










For more information on the student testing interface, see the Student Test Delivery Guide available on the [Formative Resources](#) tab on the Vermont Help and Support website.

The screenshot shows the student testing interface with several key components labeled:

- Displays the section review information:** Points to the 'Section 1 / 1 of 10' and 'Review Progress' dropdown menu.
- Text to Speech Toolbar:** Points to the 'Text to Speech:' controls with play, stop, and volume icons.
- Math Editor:** Points to the input box for the equation  $-3x + \frac{4}{5} = 12$  and the question 'What value of x makes the equation true?'. Below the question is a text input field with a math icon.
- Navigation:**
  - ← Previous:** Navigates back to the previous question.
  - Next →:** Navigates forward to the next question.
  - Pause:** Pauses the test.
- Scrollbar Test Window:** Points to the vertical scrollbar on the left side of the question area.
- Tools and Accommodations Toolbar:** Points to the vertical toolbar on the right side containing icons for back, trash, calculator, math editor, zoom, search, and other tools.

# Tools and Accommodations

Test-taking tools that are available in the student testing interface may be universal (U) to the system and available to all students, dependent on the content of the item (I), or an accommodation (A) assigned to the individual student.

Icon	Name	Description
	<b>Expand Menu</b>	Expands the tools and accommodations toolbar
	<b>Collapse Menu</b>	Collapses the tools and accommodations toolbar
	<b>Flag item (U)</b>	Flags the item for review later
	<b>Notepad (U)</b>	Provides a text box for taking notes
	<b>Color Scheme (U)</b>	Changes background and text colors
	<b>Zoom (U)</b>	Magnifies and decreases the size of the test window
	<b>Line Reader (U)</b>	Focuses on lines of text in the test
	<b>Highlighter (U)</b>	Highlights text in different colors
	<b>Choice Masking</b>	Hides answer choices