

Name: Lastname1, Firstname1 A.
Student ID: 1234567
Enrolled Grade: 05

Tested Language: English

Grade 5 - English Language Arts
Demonstration District A
Demonstration School 1

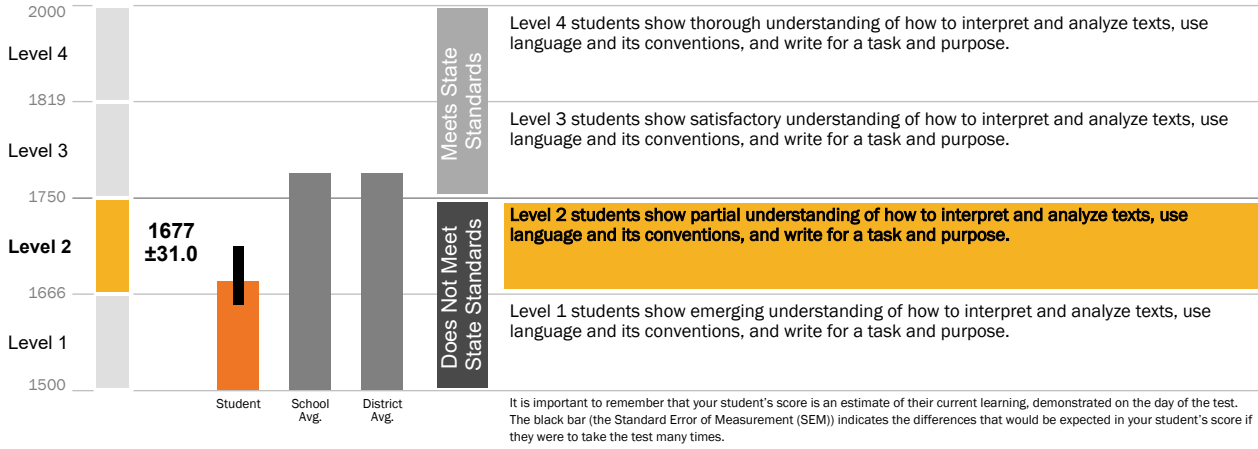
Scale Score:
1677 ±31.0

Lexile Measure:
780L



Performance Level:
Level 2

Your Student's Performance on the Grade 5 ELA Summative



Your student was assigned the following accommodations:
100s Number Table, Color Contrast

How Your Student Performed In Each Reporting Category

Category	Performance Standard	Performance
Text Type - Literary Text		✓
Text Type - Informational Text		✓
Writing Analysis & Language Convention		⚠

⚠ Below Standard ✓ At/Near Standard ↻ Above Standard

It is important to remember that your student's score is an estimate of their current learning, demonstrated on the day of the test. The black bar (the Standard Error of Measurement (SEM)) indicates the differences that would be expected in your student's score if they were to take the test many times.

* Your student's score is based on an incomplete test. As a result of the incomplete test, the student may not have a score for all reporting categories. Further, your student's scores may have a larger Standard Error of Measurement (as represented by the black bands) due to the incomplete test.

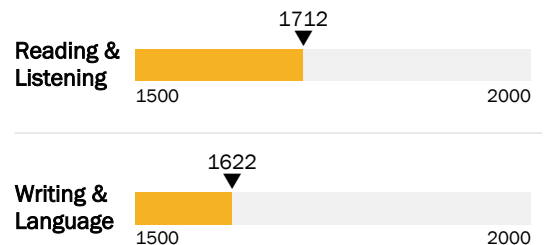
How Your Student Performed on the Essay

Writing Prompt	Rubric Score
Written Expression	1 / 4
The response may be related to a controlling idea about the texts, but details, examples, and evidence are incorrect, insufficient, or missing. Little or no discernable organizational structure contributes to a lack of focus.	
Conventions	1 / 4
The response demonstrates little to no command of conventions.	

Your Student's Achievement

Grade	Performance Level	Year
5	Level 3	2024
4	Level 2	2023

How Your Student Performed in Reading & Listening and Writing & Language



Name: Lastname1, Firstname1 A.
Student ID: 1234567
Enrolled Grade: 05
Tested Language: Spanish

Grade 5 - Mathematics
Demonstration District A
Demonstration School 1

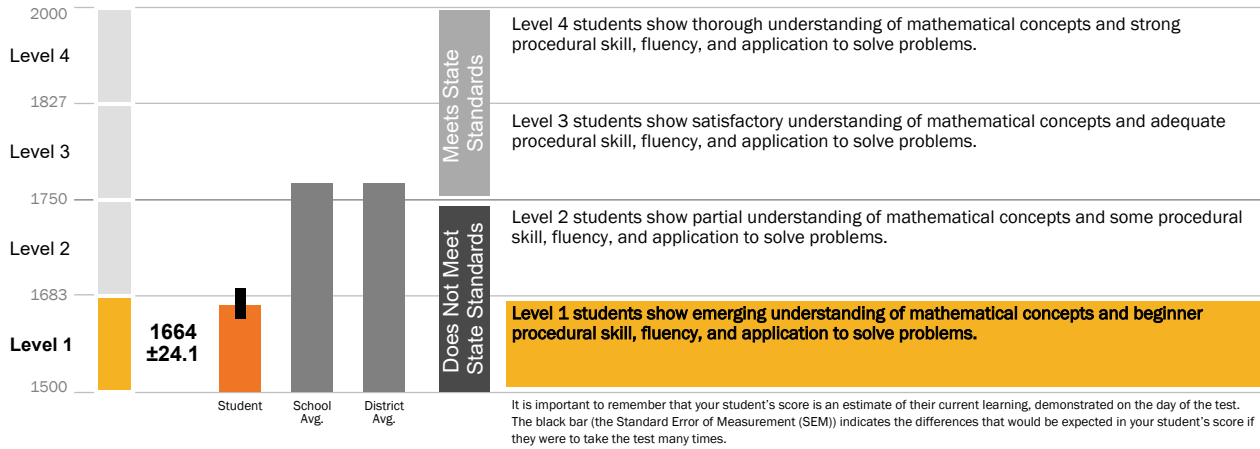
Scale Score:
1664 ±24.1

Quantile Measure:
690Q



Performance Level:
Level 1

Your Student's Performance on the Grade 5 Mathematics Summative



Your student was assigned the following accommodations:
100s Number Table, Color Contrast

How Your Student Performed In Each Reporting Category

Category	Performance Standard	Performance
Operations and Algebraic Thinking		
Number and Operations in Base Ten, Number and Operations - Fractions		
Measurement and Data/Geometry		
Problem Solving, Reasoning, and Argument		
Modeling, Patterns, and Structure		

Below Standard At/Near Standard Above Standard

It is important to remember that your student's score is an estimate of their current learning, demonstrated on the day of the test. The black bar (the Standard Error of Measurement (SEM)) indicates the differences that would be expected in your student's score if they were to take the test many times.

* Your student's score is based on an incomplete test. As a result of the incomplete test, the student may not have a score for all reporting categories. Further, your student's scores may have a larger Standard Error of Measurement (as represented by the black bands) due to the incomplete test.

Your Student's Achievement

Grade	Performance Level	Year
5	Level 3	2024
4	Level 2	2023

Name: Lastname1, Firstname1 A.

Student ID: 1234567

Enrolled Grade: 05

Tested Language: Spanish

Grade 5 - Science

Demonstration District A

Demonstration School 1

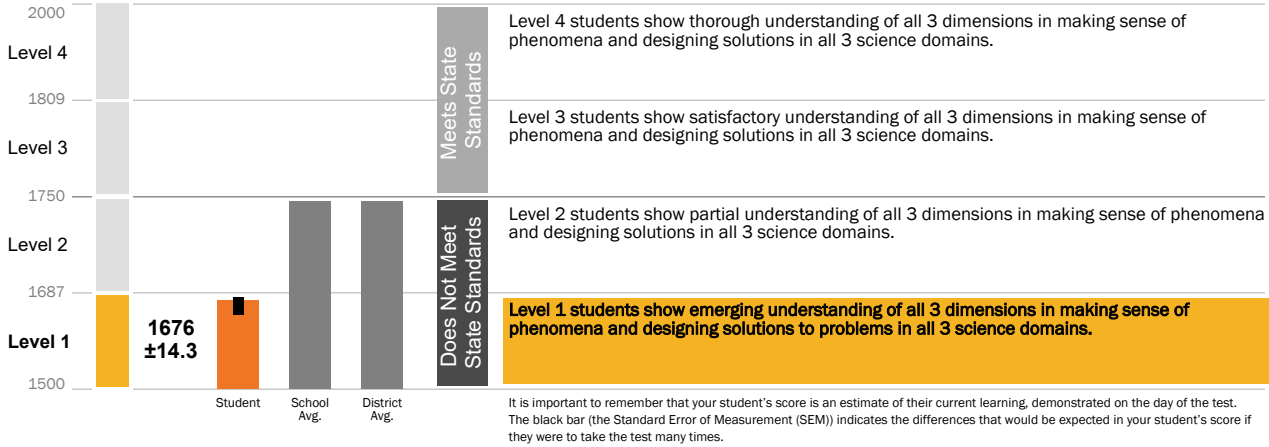
Scale Score:

1676 ±14.3

Performance Level:







Level 1



Your Student's Performance on the Grade 5 Science Summative



Your student was assigned the following accommodations:
100s Number Table, Color Contrast

How Your Student Performed In Each Reporting Category

Category	Performance Standard	Performance
Practices and Crosscutting Concepts in Physical Sciences	 Below the Standard Above the Standard	
Practices and Crosscutting Concepts in Life Sciences	 Below the Standard Above the Standard	
Practices and Crosscutting Concepts in Earth and Space Sciences	 Below the Standard Above the Standard	

 Below Standard  At/Near Standard  Above Standard

It is important to remember that your student's score is an estimate of their current learning, demonstrated on the day of the test. The black bar (the Standard Error of Measurement (SEM)) indicates the differences that would be expected in your student's score if they were to take the test many times.

* Your student's score is based on an incomplete test. As a result of the incomplete test, the student may not have a score for all reporting categories. Further, your student's scores may have a larger Standard Error of Measurement (as represented by the black bands) due to the incomplete test.