



LENS Reporting

Vermont Alternate Assessment
(MSAA)

Agenda

MSAA Reporting Summary

VT-Alt LENS

Reports

User Access

Logging in to LENS

General Navigation

Live Demonstration

Support



MSAA Reporting Summary

Platform	Description	Dates
MSAA System	<p>Same platform that is used for administration and testing.</p> <p>The following static reports (*official reports) are available and contain data for the previous testing year:</p> <ul style="list-style-type: none">• Data file (student results) – State District School• Summary Reports – State District School• Roster Reports – District School• Student Reports – School <p>There is an 8-week window for Test Coordinators (TCs) to download their reports. Fast/quick access to mega zip files is available (covered in the MSAA Test Coordinator User Guide).</p>	7/15/2024 – 9/06/2024
ADAM	Platform that is used by Vermont for administration and testing.	-
LENS	<p>Platform that provides access to dynamic reports that contain data for all previous testing years. Allows data filtering and aggregations.</p> <p>Specially used by Vermont.</p>	AY24 data will be available on 7/15/2024 to align with the MSAA System dates



VT-Alt LENS

VT-ALT LENS stands for the Vermont Alternate Assessments Reporting System.

LENS provides confidential access to information about how students performed on state alternate assessments in the following subjects and grades:

- Mathematics: Grades 03–09
- English Language Arts/Literacy: Grades 03–09
- Science: Grades 05, 08 and 11

LENS uses the FocalPoint platform and is available year-round.

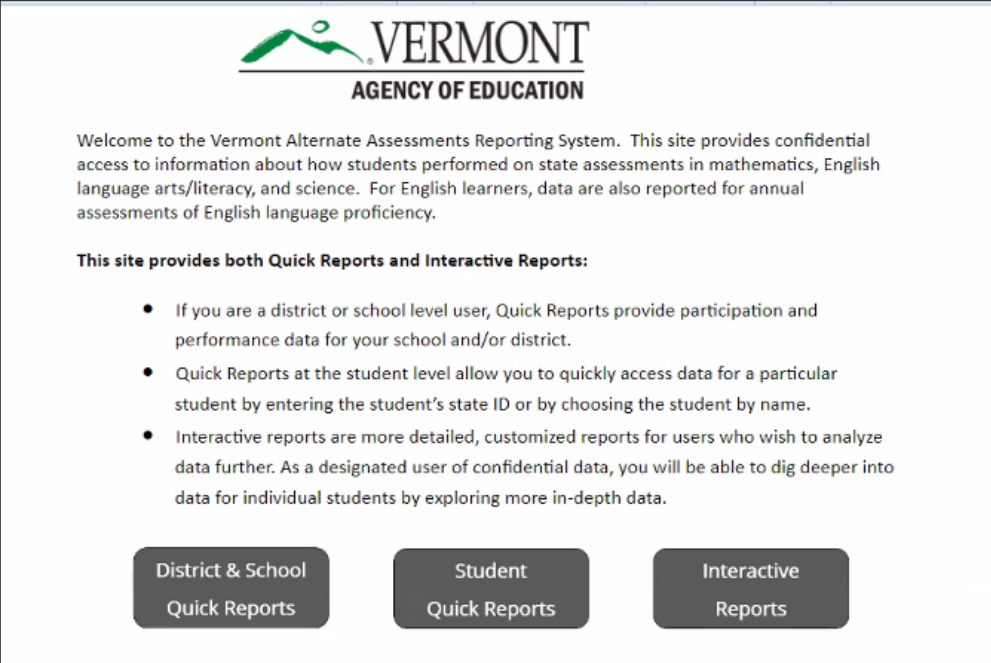



Performance Reports

There are three types of Performance Reports available in LENS:

- District & School Quick Reports
- Student Quick Reports
- State Assessments Interactive Reports

The different reports can be printed and exported to various formats, such as PDF and Excel.



 VERMONT
AGENCY OF EDUCATION

Welcome to the Vermont Alternate Assessments Reporting System. This site provides confidential access to information about how students performed on state assessments in mathematics, English language arts/literacy, and science. For English learners, data are also reported for annual assessments of English language proficiency.

This site provides both Quick Reports and Interactive Reports:

- If you are a district or school level user, Quick Reports provide participation and performance data for your school and/or district.
- Quick Reports at the student level allow you to quickly access data for a particular student by entering the student's state ID or by choosing the student by name.
- Interactive reports are more detailed, customized reports for users who wish to analyze data further. As a designated user of confidential data, you will be able to dig deeper into data for individual students by exploring more in-depth data.

[District & School Quick Reports](#) [Student Quick Reports](#) [Interactive Reports](#)

User Access

District User

District & School Quick Reports,
Student Quick Reports, Interactive Reports
All report data shows district usage.

School User

District & School Quick Reports,
Student Quick Reports, Interactive Reports
All report data shows school usage.

District and School Quick Reports

District users see data for all schools under their district. School users see data for their school only.

Provides participation and performance data for each school, district, and the state as a whole. These reports can be drilled down to a student roster list.

District Selection: BURLINGTON SD | School Year: 2022-23 Spring | View Report

School Selection: BURLINGTON HIGH SCHOOL | Subject: English Language Arts/Literacy

1 of 1 | 100% | Save | Print

VERMONT
AGENCY OF EDUCATION

Subject: **English Language Arts/Literacy**
Year: 2022-2023
District: **BURLINGTON SD**
District Code: SU015
School: BURLINGTON HIGH SCHOOL
School Code: PS052

Participation

Number Enrolled	5
Number Tested	0
Not Tested	5



Student Quick Reports

District users see data for all students under their district. School users see data for all students under their school.

Provides quick access to individual student reports.

District Selection: BURLINGTON SD
School Year: 2022-23 Spring
Select a school: BURLINGTON HIGH SCHOOL
Grade Level: 11
then Select one or more Students: [Empty dropdown]

View Report

1 of 3 | 100% | [Save] | [Print]

CONFIDENTIAL

msaa
Multi-State Alternate Assessment

Name: [Redacted]
ID: [Redacted]
School: BURLINGTON HIGH SCHOOL
Test Date: Spring 2023
Grade: High School

Performance Summary

State Assessments Interactive Reports

District users see data for all schools under their district. School users see data for their school.

Provides access to interactive, drillable reports to allow the data to be analyzed more in-depth, such as by subscore and grade level. Also provides a comparison of the schools against the district and the state as a whole. These reports can be filtered and can be drilled down to a student roster list.

The screenshot displays the interactive report interface for Burlington SD. The top section contains filters for District Selection (BURLINGTON SD), School Year (2022-23 Spring), Select an Assessment (MSAA ELA/Math), Filter Group (Total), and Filter Value (Total). A 'View Report' button is located on the right. Below the filters is a navigation bar with icons for back, forward, refresh, and zoom (set to 100%). A text box provides instructions on how to drill into performance data. At the bottom, there are buttons for 'View Subscores', 'Show Schools', and 'Compare Subgroups'. The main content area shows a bar chart titled 'MSAA Results (ELA/Literacy)' with a legend for 'ELA/Literacy'.

District Selection: BURLINGTON SD
School Year: 2022-23 Spring
Select an Assessment: MSAA ELA/Math
Filter Group: Total
Filter Value: Total
View Report

1 of 1
100%

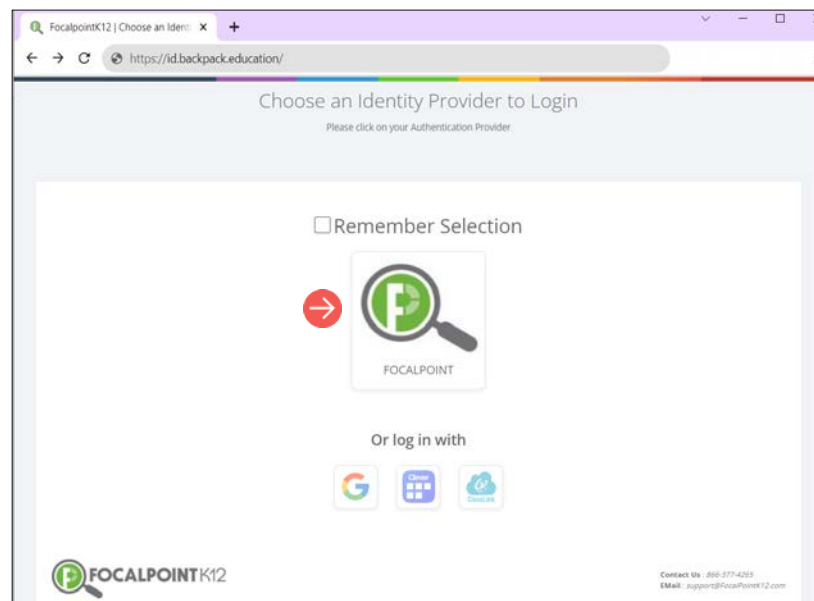
To drill into the performance data, simply click on any of the segments within the bar charts. The state numbers are for reference, and are not clickable. District users can click on district and school charts, school users can click on school charts. You can filter the data by selecting a filter group from the above parameters and selecting one of the filter group's values to view just that subset (i.e. Female or Male within the Gender filter group).

MSAA Results (ELA/Literacy)
View Subscores Show Schools Compare Subgroups
ELA/Literacy

Logging in to LENS

URL: lms.backpack.education

Select the **FOCALPOINT** icon



Existing LENS users will use the same information as last year. New LENS users will receive a system-generated welcome email.

Enter your LENS **username** and **password**. Use the **Forgot password** link if you need to reset your password.

PLEASE LOGIN TO APP

By logging in to this confidential site, you are acknowledging that you understand and will comply with the requirements to protect confidential student data under the **Family Educational Rights and Privacy Act (FERPA)**. You are further agreeing to responsibly use the data for the benefit of the students for whom you have a legitimate educational interest.

→ User name
Your unique username to app

→ Password
Your strong password

Sign In

Register Parent Account → Forgot password

FOCALPOINTK12 Contact Us : 866-377-4269
Email : support@FocalPointK12.com

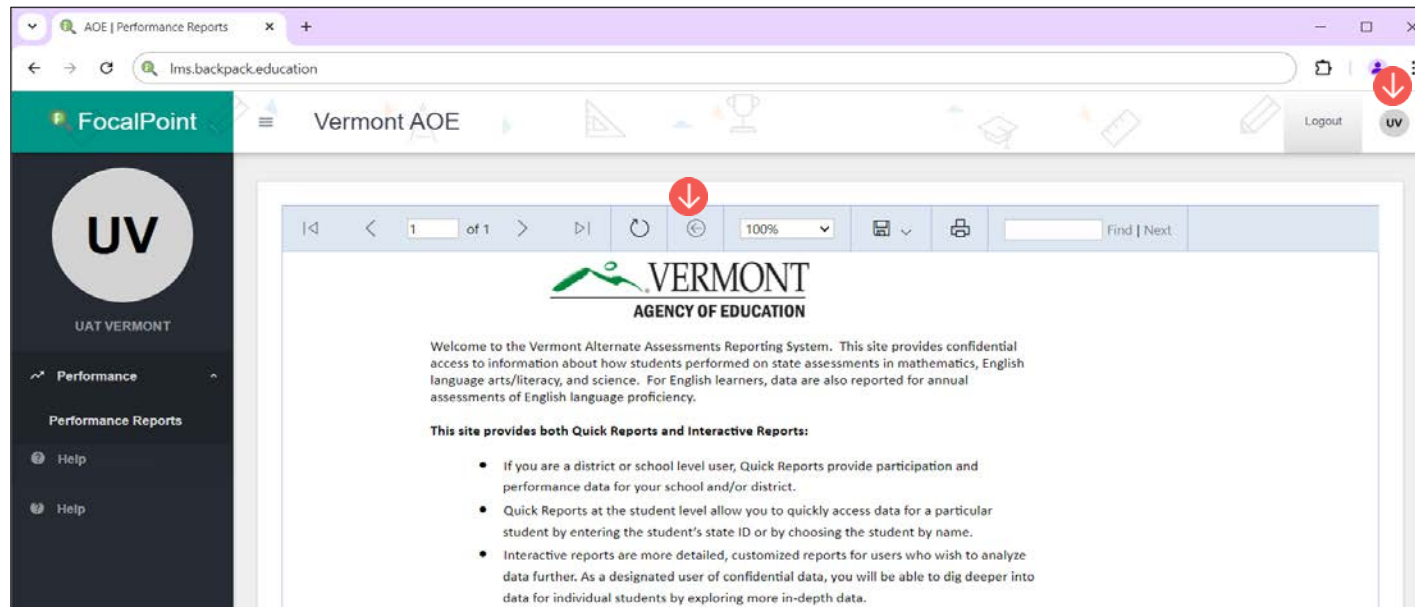
General Navigation

30-minute inactivity timeout

Users can change their LENS password from their profile.

Users can customize the layout, style, and color of their page view.

Use the back arrow within the LENS header when available to go back to the previous page. Do not use the browser back button.





Live Demonstration

Support



SERVICE CENTER

866.834.8879

MSAAServiceCenter@cognia.org



HELP CENTER

support.focalpointk12.com



Thank You!