

Welcome to the Statewide Assessment Office Hours: April 8, 2026

**WELCOME! WE WILL BEGIN SHORTLY.
PLEASE MUTE YOURSELF AND TURN OFF VIDEO.**

Agenda

- Introductions
- Reminders
- Updates
- Questions from the Field

- The slides and a recording will be shared on the [Help and Support](#) site.
- Next (Last) Office Hour
 - Wednesday, April 22nd from 2-3 p.m.

Introductions

- Mabika Goma, AOE VTCAP Coordinator
- Amanda Hass, AOE MSAA Coordinator
- Heidi Jo Bartlett, AOE ACCESS Coordinator
- Julie DiBona, Cognia VP Program Management
- Lauren Copp, Cognia Program Manager
- Stephanie Ada, Pearson Senior Project Manager

Reminders

FERPA Reminder

- Do not put student information in the chat
- When **VTCAP** student information will be needed, please call the Vermont Service Center
 - Phone: 800-215-8975
 - Monday-Friday, 7:00am to 5:00pm ET
- **MSAA**
 - Phone: (866) 834-8879
 - Email: MSAAServiceCenter@cognia.org

VTCAP Proctor Groups

- When creating proctor groups, please be sure the correct school is selected.
- Once students test under that proctor group, the testing org cannot be changed in ADAM.

Updates

Validity and Equitability

Definitions

- **Validity:** This means that a test is actually measuring what it is supposed to measure, and that the results are appropriate to use for the decisions they are intended to support.
- **Equitability:** This means that a test gives all students a fair chance to show what they know and can do, regardless of their background, language, disability status, or life circumstances.

Number of sessions

- Current design:
 - Science: CAT - 2 sessions; Fixed form - 3 sessions
 - Math: All forms – 2 sessions
 - ELA: All forms – 3 sessions
- All forms for each grade and content are created to have the same:
 - Test design
 - Blueprint
 - Testing time
- Tests remains valid as long as the structure, content coverage, scoring, and time limits are consistent.

Manual edits and validity

- Recent manual edits have been limited to providing clarity on what directions to read for each form.
- All forms have been reviewed to be sure that correct warning screens are displaying correctly, and student are seeing the intended screens.
- Edits did not affect student-item interaction.

Note: In the event of future updates there will be widespread communication including emails and posting to the ADAM announcement page.

Technical issues and validity

- Our top priority is to have resolutions to all technical concerns as we understand the frustration most specifically on students.
- Platform issues that may occur do not impact test validity because they are not related to the way a student responds to an item. Resetting the test allows the student a fair opportunity to demonstrate their knowledge.

Warning Screens

Types of Warning & End of Session Screens

- Each assessment includes warning screens and end of session screens designed to help guide students as they progress through the test.
- Different screens for Adaptive (CAT) forms vs. Fixed (accommodated) forms. This is by design; as the CAT forms have an adaptive algorithm.

Adaptive (CAT) Tests – 2 categories:

1) Stage Adaptive


- ELA CAT forms (all grades; 3-9)
- Math CAT forms (grade 9 only)
- Science (all grades; 5, 8 & 11)

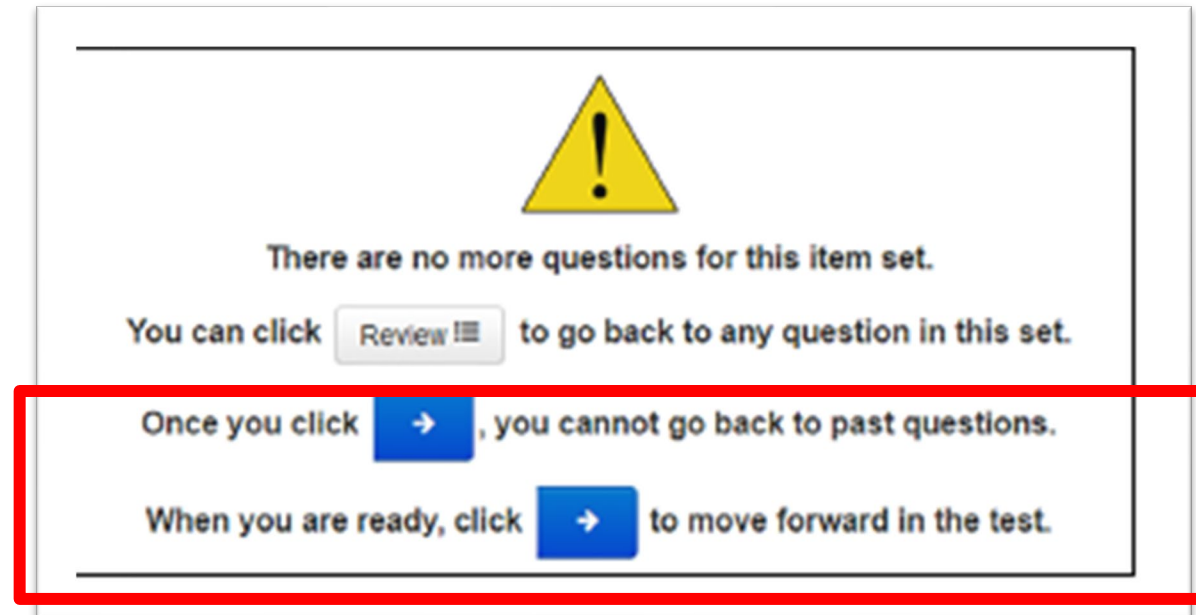
2) Item Adaptive

- Math CAT forms (grades 3-8)

Warning Screen

Adaptive (CAT) forms only

- A version of this warning message appears on adaptive (CAT) forms only.

- This warning screen ensures students understand that once they click the forward arrow, they can no longer navigate back.



Warning Screen ⚠ Adaptive (CAT) forms only

Where are these messages shown?

- For math grades 3-8, it appears at the beginning of the session because these tests are item adaptive.
- *Once a student answers a question and clicks the forward arrow, they will not be able to navigate back to that question again.*



- For ELA, math (grade 9 only) and science (CAT tests only), it appears at the end of each item/passage set because these tests are stage adaptive.
- *The students can navigate freely within an item set until they click past this warning.*



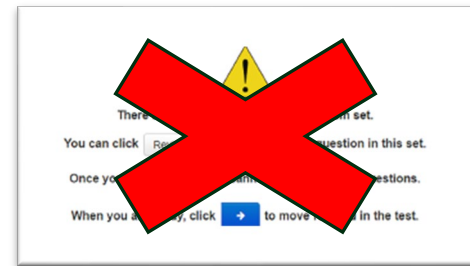
End of Session Screen: ELA, Math (Grade 9) and Science CAT forms only *Stage Adaptive

- This picture is an example of the *End of Session Screen* for the **ELA, math grade 9 and Science adaptive (CAT) forms**.
- At this screen, the only option for the student is for them to click **Submit**, which will submit their session.
- Just before this screen, they get the *Item Set Warning Screen*, that tells them once they click forward, they cannot return to the questions.



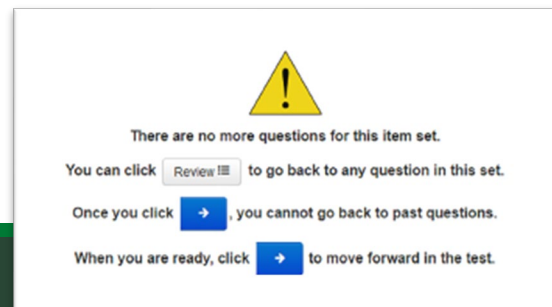
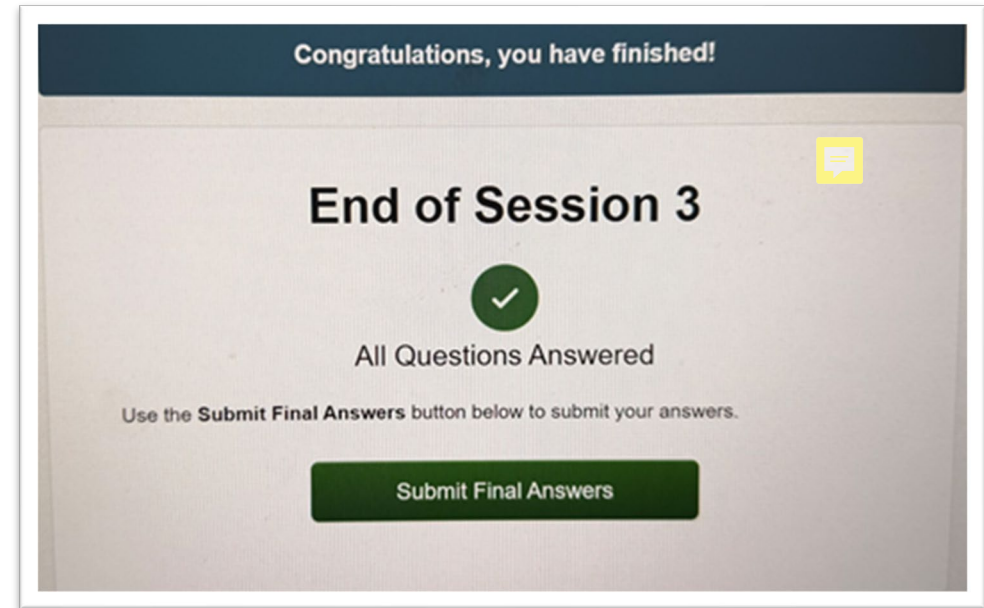
End of Session Screen: Math Grades 3-8 CAT forms only *Item Adaptive

- This picture is an example of the *End of Session Screen* for the math grades 3-8 adaptive (CAT) forms.
- At this screen, the only option for the student is for them to click **Submit**, which will submit their session.
- Reminder: For math grades 3-8, students will not see the warning message before this screen, as these tests are item adaptive.



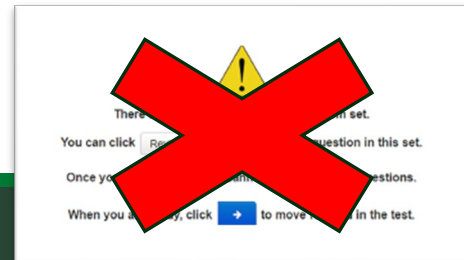
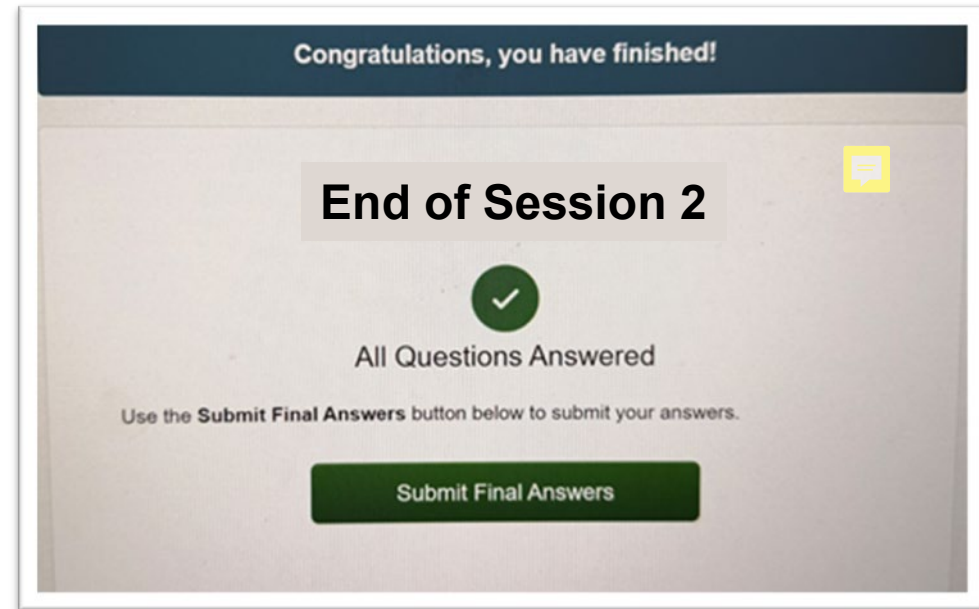
End of Test or Last session Screen: ELA, Math (Grade 9) and Science *Stage Adaptive (CAT) forms only

- This picture is an example of the *End of Session Screen for ELA, Math grade 9 and Science adaptive (CAT) forms*.
Note: Science and Math Grade 9 will say End of Session 2, as the Sci CAT and Math grade 9 CAT form only have 2 sessions.
- At this screen, the only option for the student is for them to click **Submit Final Answers**, which will submit their last session; submitting their test.
- Just before this screen, they get the (*Item Set*) *Warning Screen*, that tells them once they click forward, they cannot return to the questions.



End of Test or Last session Screen: Math Grades 3-8 CAT forms only *Item Adaptive

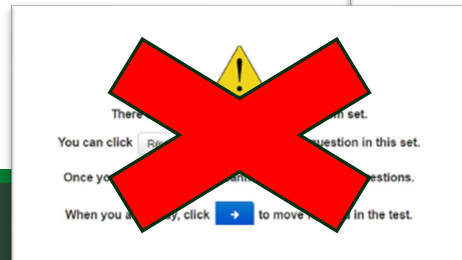
- This picture is an example of the *End of Session Screen for math grades 3-8 adaptive (CAT) forms*.
- At this screen, the only option for the student is for them to click **Submit Final Answers**, which will submit their last session; submitting their test.
- Reminder: For math grades 3-8, students will not see the warning message before this screen, as these tests are item adaptive.



End of Session Review Screen: Fixed (accommodated) forms only

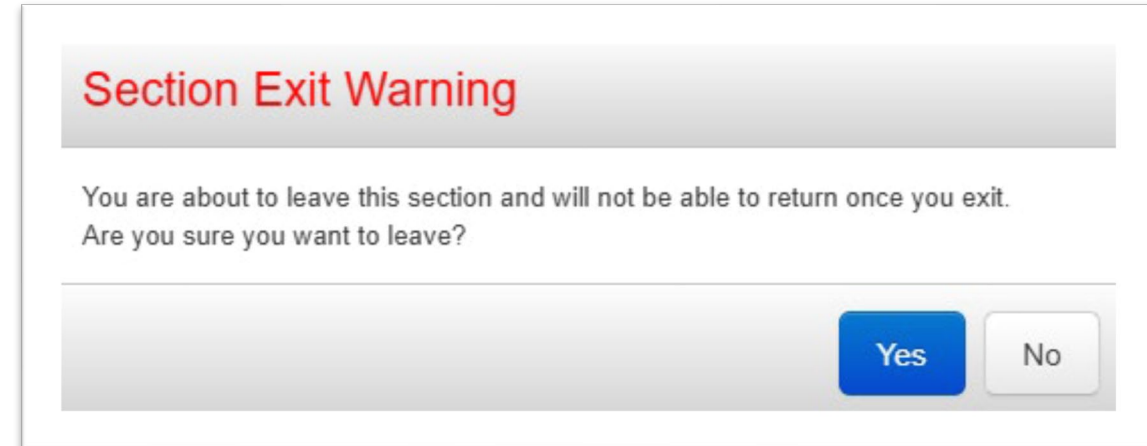
- This picture is an example of the *End of Session Review Screen* for the **fixed (accommodated) forms (ELA, math and science)**.
- At this screen, students are still able to click back into any of the previous questions within the session.
- Reminder: Students taking a **fixed (accommodated) form**, will not see *this Warning* screen.

The screenshot shows the 'End of Session 1' review screen. At the top, it says 'End of Session 1' and provides instructions: 'Use the Review button above, or the list below, to go back and review your answers. When you are done, use the Submit button below to submit your answers.' Below this is a large green 'Submit >>' button. A light gray box contains the text 'Unanswered questions are marked with a dot.' Below this is a grid of 20 question buttons, each with a yellow dot and labeled 'Question 1' through 'Question 20'. The buttons are arranged in four rows: the first three rows have three buttons each, and the last row has two buttons.



End of Section Screen: Fixed (accommodated) forms only

- Once the student clicks **Submit**, at the *End of Session Review* screen a **Section Exit Warning** screen will appear.
- The purpose of this screen, is to communicate to the student that once they leave this section, they will not be able to return to this session. It asks if they are sure they want to leave.
- If the student clicks **Yes**, they will move on to the next session's start screen or the *Submit Final Answers screen* (depending on the session being completed).
- If the student clicks **No**, they will stay on the *End of Session Review* screen where they can navigate back to previous questions.



Section Exit Warning

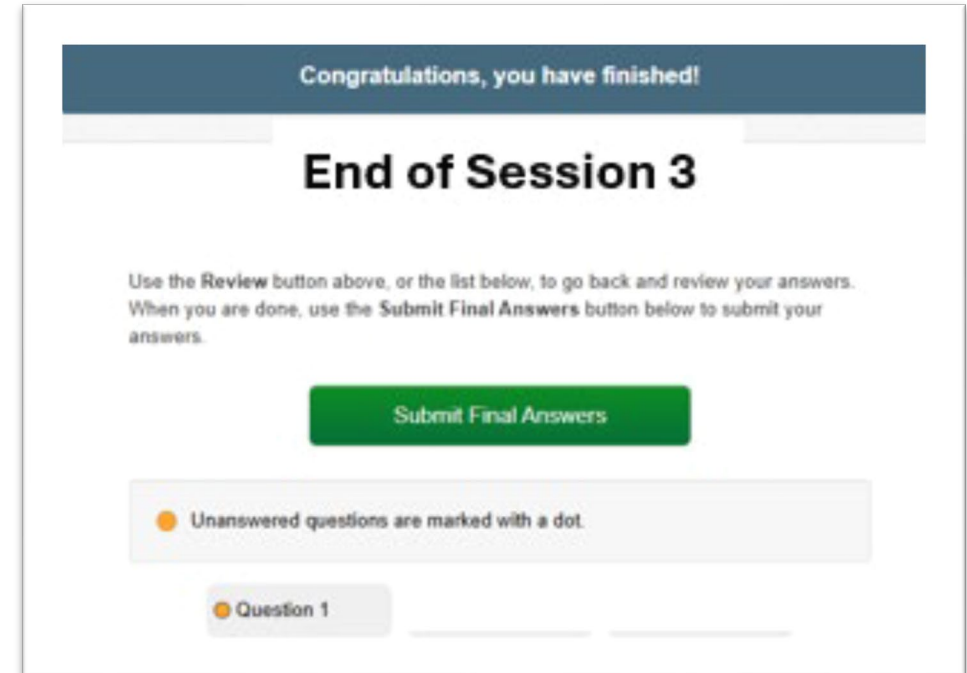
You are about to leave this section and will not be able to return once you exit.
Are you sure you want to leave?

Yes No

Reminder: Students taking a CAT (adaptive) form, will not see the *Section Exit Warning* screen.

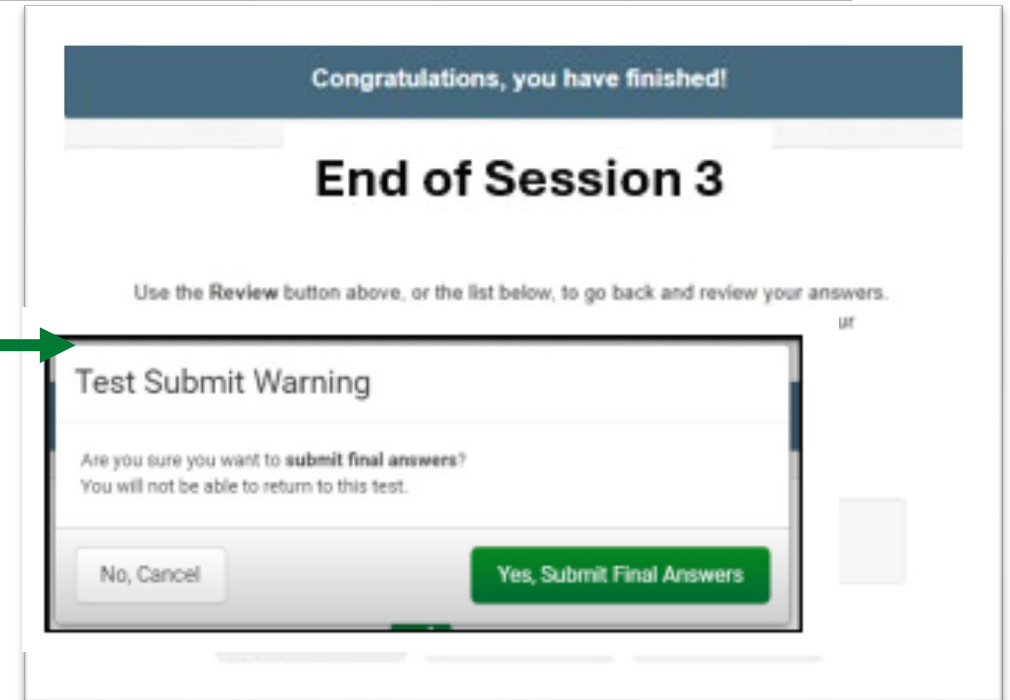
End of Test or Last Session Screen: Fixed (accommodated) forms only

- This picture is an example of the *End of Session Screen for ELA or Science* for the **fixed (accommodated) forms**. Math fixed forms would say End of Session 2, since there is only 2 sessions.
- At this screen, the student is still able to navigate back to previous questions.



End of Test or Last Session Screen: Fixed (accommodated) forms only

- Once the student selects **Submit Final Answers...**
- The *Test Submit Warning Screen* will appear.
- The purpose of this screen is to ask the student if they are sure they want to submit their final answers and lets them know they will not be able to return to the test.
- If they select **No, Cancel** then they will be back on the *End of (last) Session screen* and can navigate back to questions.
- If they select **Yes, Submit Final Answers**, their test will be submitted, and they can no longer navigate back.



Manuals

Organization

- Script organization is provided by test mode (CBT then PBT) and then by session.
 - CBT includes both the adaptive and fixed form instructions
- Each set of session direction starts with general information and then script information for the various forms.

Future Planning



In preparation for next year, we would like to involve YOU!

- Surveys
- Focus Groups

Technical concerns

Ticket information

- 501 support requests were handled from the start of testing through 4/3/2026, which is typical during active assessments.
- Student roster changes and test resets were the most common reasons schools needed help.
 - The primary reason for test resets is accidental submission.

Progress Snapshot - as of 9pm 4/7

Session Status

95836
TOTAL

49928
SUBMITTED

17303
STARTED

Spring 2026 Testing Progress by Content Area

ELA

~53%
Submitted



Started | Not Started

Math

~45%
Submitted



Started | Not Started

Science

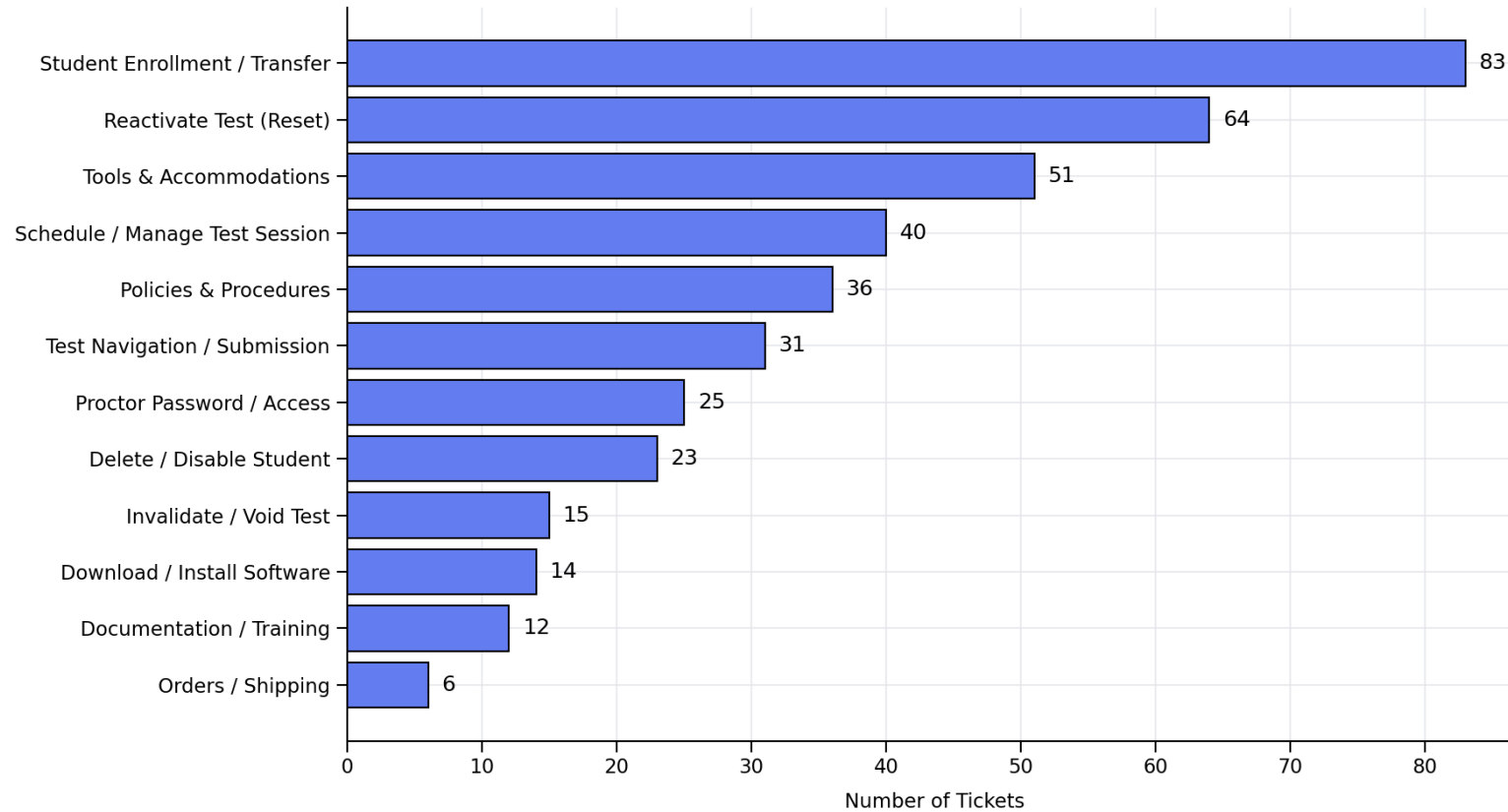
~37%
Submitted



Started | Not Started

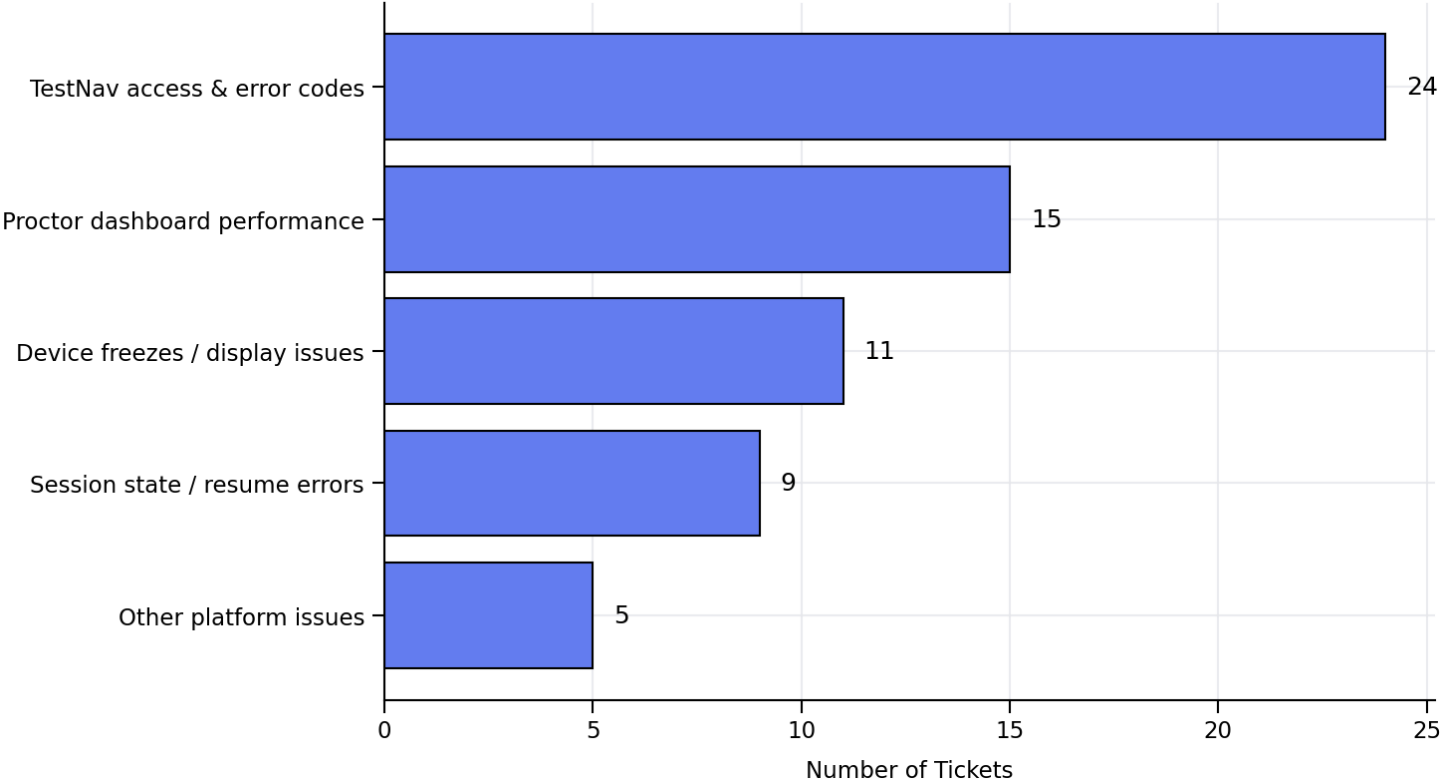
Total Tickets

Spring 2026 Service Desk Tickets by Reason



Platform Performance Tickets

Spring 2026 TestNav Performance-Related Support Tickets

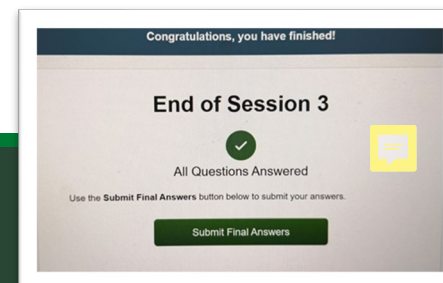
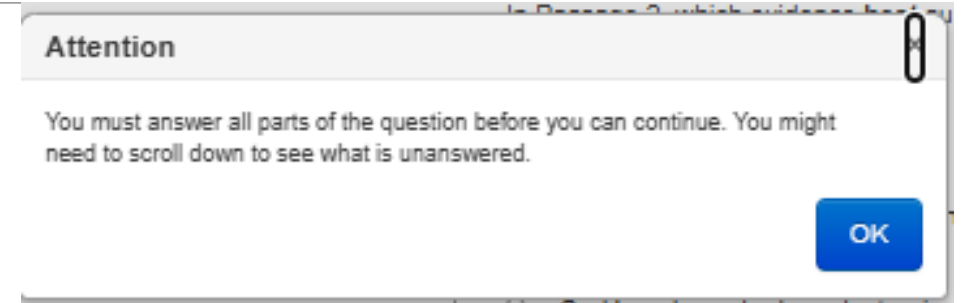


Accidental Submission

- What is happening?
 - This is mainly impacting the ELA session 3 writing prompt.
 - Students are clicking through the session before completing their writing.

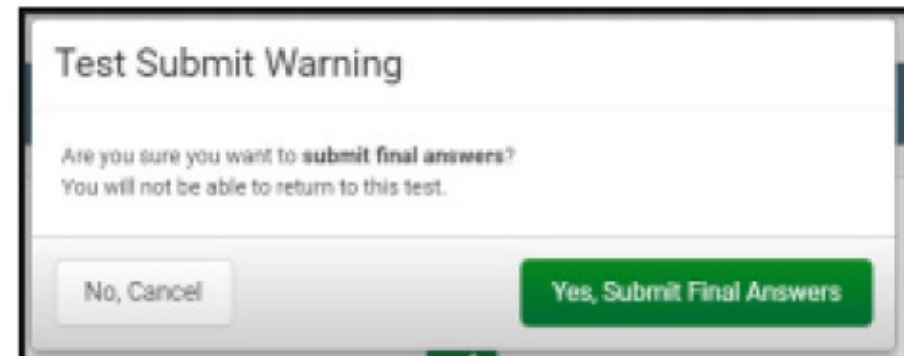
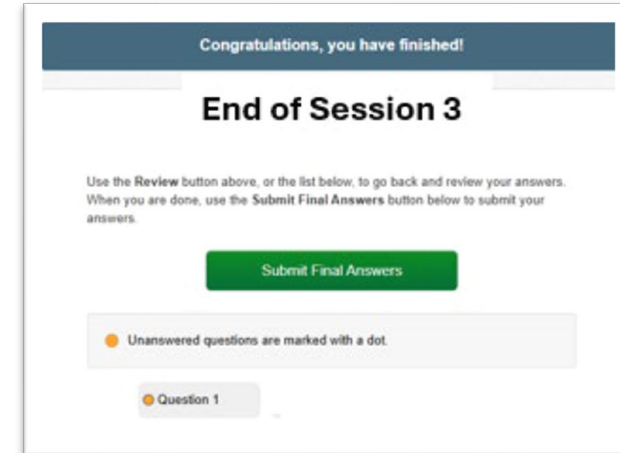
Accidental Submission – What this means in the system (CAT form)

- At the Writing Prompt (WP), students are required to enter text in the response field before the system will allow them to click forward.
- Once a response is entered and the student clicks the forward arrow, from the WP they come to their last *warning screen*. Students can still navigate back at this point.
- If they click the forward arrow at the *warning screen*, they will come to the *submission screen* and cannot navigate back.



Accidental Submission – What this means in the system (Fixed Form)

- Once a student clicks the forward arrow, at the writing prompt, they see the *End of Session 3 Review* screen (student can navigate back).
- If they select **Submit Final Answers** the *Test Submit Warning* screen appears on screen– If the student selects **No, Cancel** they are able to navigate back. If they click **Yes, Submit Final Answers** then the test is submitted and they can not navigate back.



Accidental Submission

- What can be done proactively?
 - Remind students to complete their writing before submitting.
- These instructions can be repeated while proctoring.

Today you will take a test in English language arts.

For this test, you will read two passages and then write an essay. Read Passage 1 and then click the Passage 2 tab at the top of the screen to read Passage 2. Be sure to fully complete your writing before you move forward in the test.

If you are not sure of the answer to the question, you should still try to answer it.


Accidental Submission

- What is Cognia/Pearson doing immediately?
 - We have conducted a review of all forms to ensure functionality is performing as expected.
 - Reviewing any platform issues with students being directed to the “Submit” screen with no warning and resolving as quickly as possible.
 - At this time all reviews of reported concerns have shown expected functionality
 - If you experience unexpected behavior, please contact the service desk.

Accidental Submission

- What can Cognia/Pearson/AOE do in the future?
 - Gather feedback
 - Review progress screens for effectiveness
 - Potential platform enhancements

If you experience any **technical issues** while testing,



Please Contact the Service Desk.



Questions?

- Raise your hand or type in the chat!

Assessment Listserv – Stay Updated!

- Subscribe to the state assessment listserv here:
[AOE.StatewideAssessment Info Page](#)
- Receive the Assessment & Accountability Quarterly Newsletter
- Receive updates from AOE relating to statewide assessments and school accountability.

Looking Ahead...

- Next Office Hour:
Wednesday, April 22nd from 2-3 p.m.
- **Questions in the meantime?**
 - Email the Assessment Team at AOE.StatewideAssessment@vermont.gov
 - Contact the Vermont Service Center by phone **800-215-8975** or by email: vtservicecenter@cognia.org
 - For MSAA, contact by phone **(866) 834-8879** or by email: MSAAServiceCenter@cognia.org